

snails concerned. Quite different problems seem to be indicated by what we know of the snail fauna of the Mohave as compared with those of the neighboring Colorado Desert, where the speciation on the other hand often seems curiously linear and to take place without complete isolation.

Without doubt the most distinct species of snail from all the Californian desert region so far brought to light is the peculiar little *Micrarionta aquae-albae* Berry, described from Whitewater Canyon in Riverside County in 1922. While published as a *Micrarionta* it differs from the other species of that genus in so many important shell characters—small size, thin lip, heavy papillation of entire surface, rough brownish periostracum, brownish maculations on animal, and so on, that its recognition at least as typifying a new subgenus seems inevitable. For this purpose the new name *Chamaearionta* is here proposed. There seems a reasonable probability that additional species of the group remain to be discovered, but at present *M. (E.) aquae-albae* stands unique as the only one known.

A NEW SPECIES OF STROPHOCHEILUS FROM BRAZIL

BY WILLIAM J. CLENCH AND ALLAN F. ARCHER

STROPHOCHEILUS (STROPHOCHEILUS) PORPHYROSTOMA, nov.
sp. Figs. 1-3.

Shell imperforate, ovate elliptical, moderately solid, flattened dorso-ventrally. Nuclear whorl flattened, brick red, the color grading off imperceptibly into a pompeian red on the next three whorls. This in turn shades off into a pinkish buff towards the base of the shell. From the nuclear whorl to the body whorl there is a grayish subsutural line terminating at the outer lip. The last third of the body whorl is overlaid with a cinnamon periostracum. The surface of the shell is covered with delicate growth lines inter-

sected by fine spiral lines. Certain areas are faintly pitted and occasionally delicately granulose. Whorls $4\frac{2}{3}$.

Aperture narrowly ovate, rather rounded at the base, terminating in an acute angle at the top. Color whitish inside. Peristome acajou red, thick, strongly reflected. The callous continuous with the peristome.

	Greater	Lesser	Ap.	Ap.
Altitude	diam.	diam.	length	width
59.5	30	24	26	11 mm. Holotype

Holotype: M. C. Z. 79108. Mountain near Jacquaral, Sao Paulo, Brazil. G. M. Allen, collector.

Remarks: This new species is close to *S. planidens* Mich. Some specimens of the latter resemble it in being imperforate, and in lacking a tooth on the outer lip. But *S. porphyrostoma* has a darker shell and a much darker peristome. Its surface is rougher and more pitted, and it is more depressed dorso-ventrally. In the latter respect *S. unidentatus* Sowb. resembles it, but even here the flattening is much less pronounced.

A single specimen only of this new species was taken by

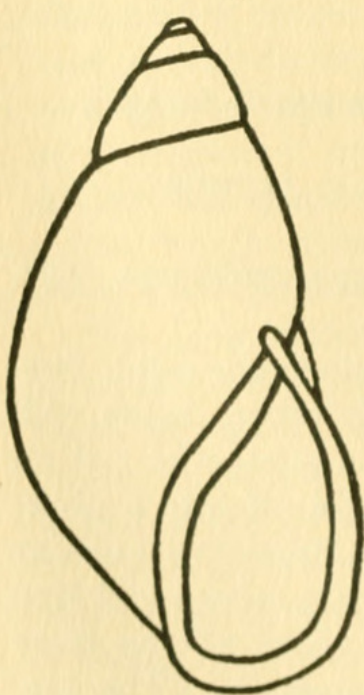


Fig. 1

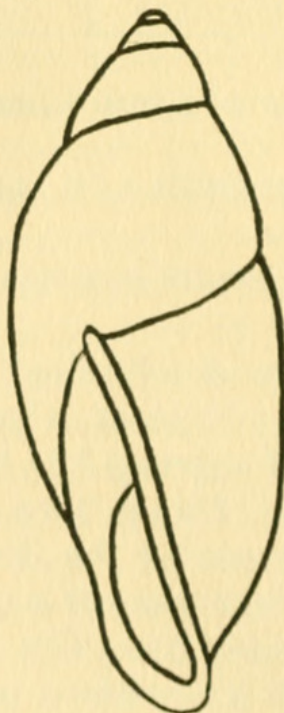


Fig. 2

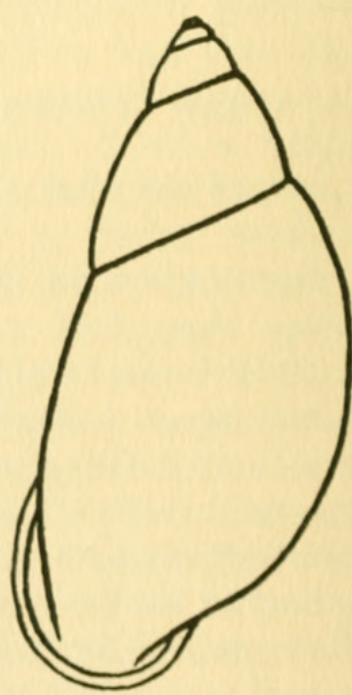


Fig. 3

G. M. Allen in Brazil. Together with this he also obtained the following records.

Strophocheilus yporanganus, Pils. & v. Iher. Yporanga, Sao Paulo, Brazil. M. C. Z. 79107.

Oxystyla pulchella prototypus, Pils. Ribeira Creta, Brazil. M. C. Z. 79109.

Thaumastus largillierti, Phil. Yporanga, Sao Paulo, Brazil. M. C. Z. 79110.

FRESH-WATER MOLLUSKS IN BRACKISH WATER AND IN MARINE AND BRACKISH-WATER FORMATIONS

BY JUNIUS HENDERSON

I am much interested in the report (THE NAUTILUS, XLII, 129-130, 1929) of experiments on the resistance of *Physa* and *Lymnaea* to salinity, but the brief report does not throw any light upon two very important problems, namely: How long can these mollusks continue to live in brackish water? Can they successfully breed and continue to thrive under such adverse conditions? If so, then it seems that it should not be difficult to find them actually living under such conditions in some of the many estuaries where slight salinity is produced by mingling of tide water with fresh-water streams. In any event, let us hope the experiments may be continued for a term of years and see what might be possible, whether the same thing is known to occur in nature or not.

In collecting fresh-water mollusks along the Pacific Coast from California to Alaska, including Naiades, Sphaeriidae, *Fluminicola*, *Goniobasis*, *Lymnaea*, *Valvata*, etc., I have often watched for the point at which they disappeared in following streams down to their meeting with tide water and have never found any of them living where I could detect any taste of salt in the water. On some occasions my attention was called to the fact that I was ap-



Clench, William James and Archer, A. F. 1930. "A new species of *Strophocheilus* from Brazil." *The Nautilus* 43, 75-77.

View This Item Online: <https://www.biodiversitylibrary.org/item/34845>

Permalink: <https://www.biodiversitylibrary.org/partpdf/96044>

Holding Institution

MBLWHOI Library

Sponsored by

MBLWHOI Library

Copyright & Reuse

Copyright Status: In copyright. Digitized with the permission of the rights holder.

Rights Holder: Bailey-Matthews National Shell Museum

License: <http://creativecommons.org/licenses/by-nc-sa/3.0/>

Rights: <https://biodiversitylibrary.org/permissions>

This document was created from content at the **Biodiversity Heritage Library**, the world's largest open access digital library for biodiversity literature and archives. Visit BHL at <https://www.biodiversitylibrary.org>.