

A NEW ACANTHOPTEROCTETES FROM THE
NORTHWESTERN UNITED STATES
(ACANTHOPTEROCTETIDAE)

DONALD R. DAVIS

Department of Entomology, Smithsonian Institution,
Washington, D.C. 20560

ABSTRACT. *Acanthopteroctetes aurulenta* Davis, new species, is described from Oregon and Utah. Both male and female are illustrated.

Recent collecting in central Utah by Ronald W. Hodges resulted in the discovery of the male of an undescribed species of *Acanthopteroctetes* previously mentioned in the literature (Davis, 1978:96, 129) but not named. The availability of both sexes of this species now enables me to name this insect, which constitutes only the fourth species described for the family.

Acanthopteroctetes aurulenta, new species

Length of forewings. ♂, 7.4 mm; ♀, 5.1 mm (Fig. 1).

Head. Vestiture rough, pale yellowish brown to nearly white. Antennae with 43 segments; vestiture of scape extremely rough with prominent pecten of more than dozen


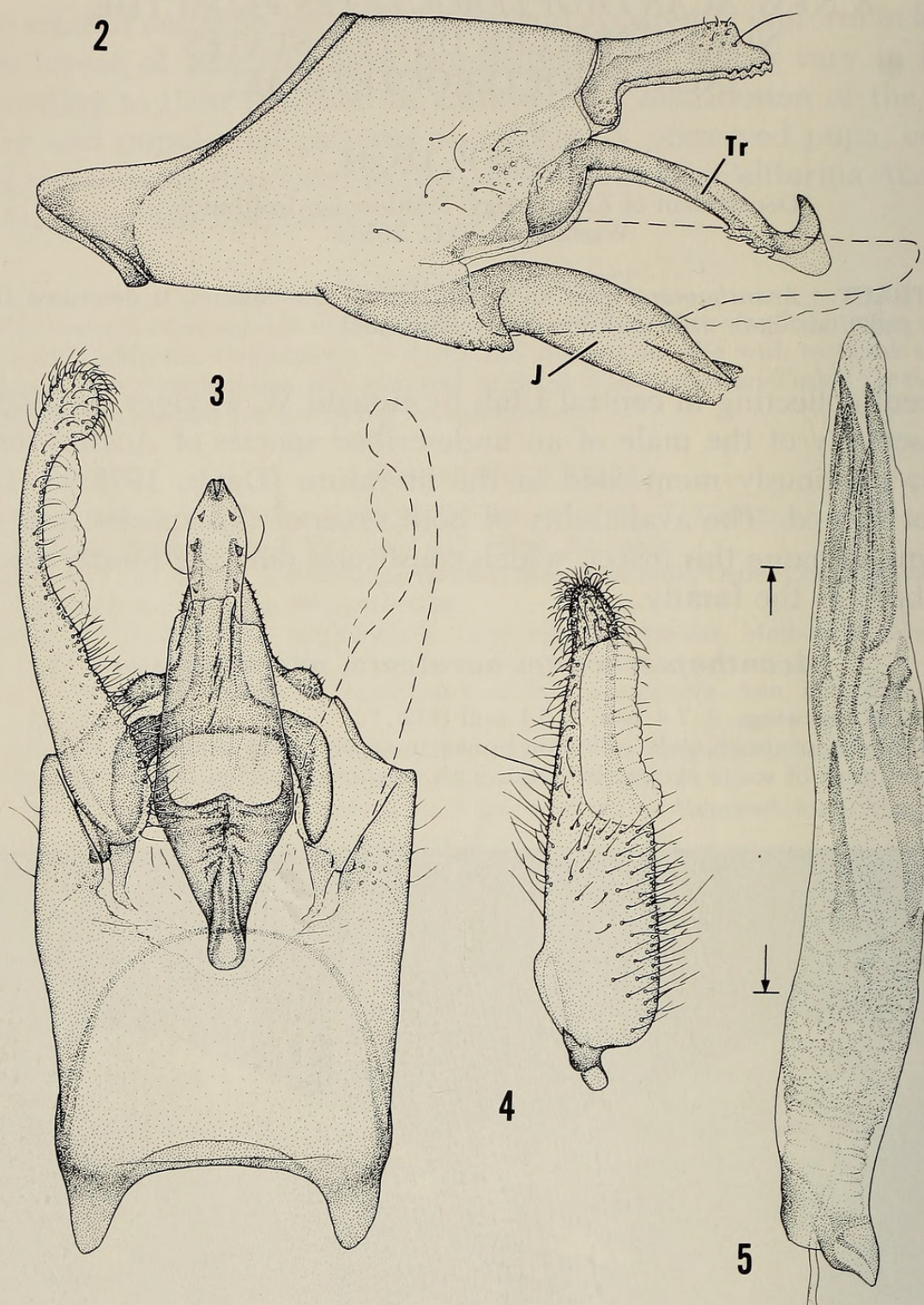


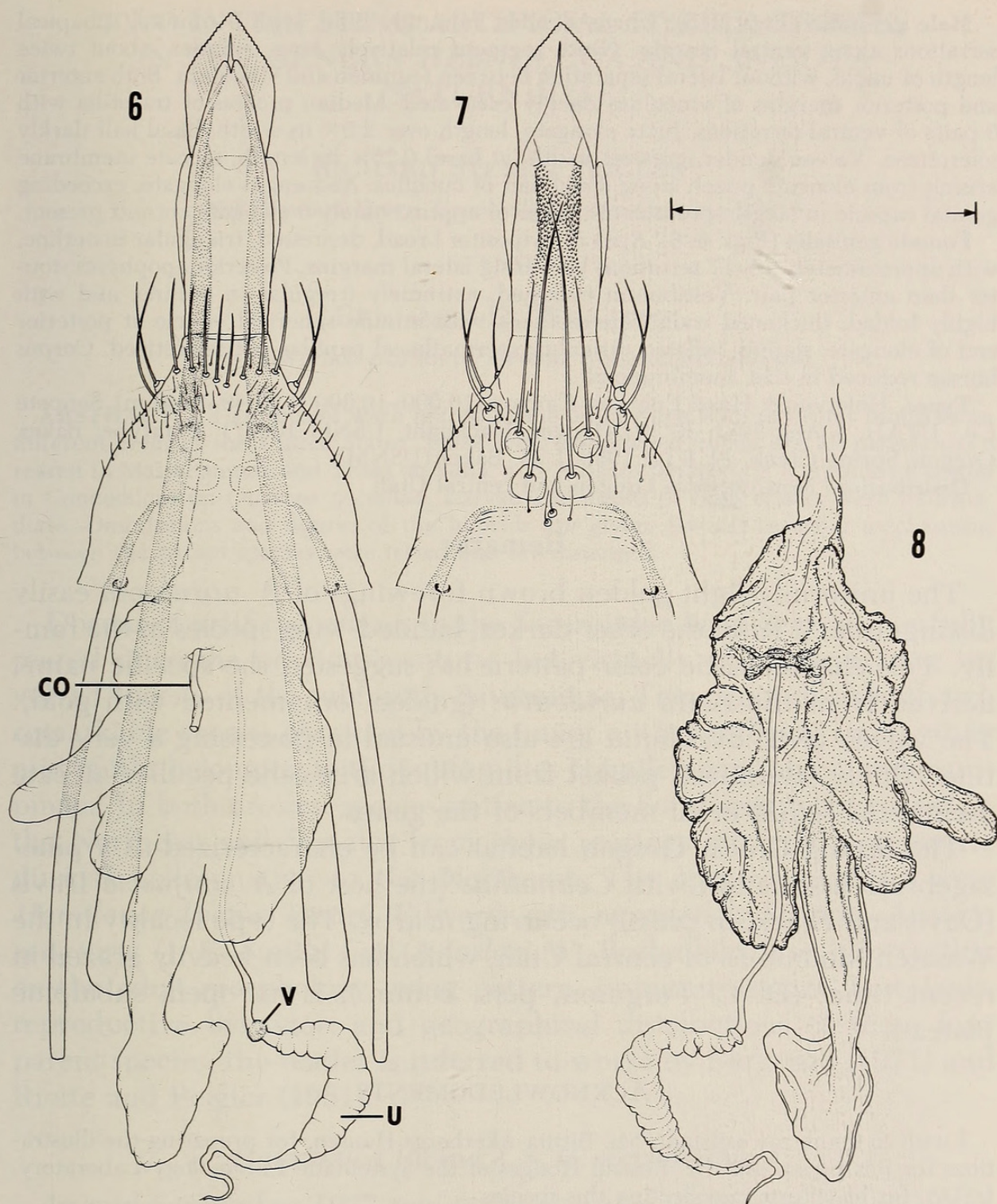
FIG. 1. *Acanthopteroctetes aurulenta*, new species. Holotype ♂, wing expanse 15 mm.



FIGS. 2-5. *Acanthopteroctetes aurulenta*, new species, male genitalia: **2**, lateral view, (J = juxta; Tr = transtilla); **3**, ventral view; **4**, valva, mesal view; **5**, aedoeagus. Scale = 0.5 mm.

long whitish hairs extending over eye; flagellum smooth, uniformly banded with white and pale brown scales. Haustellum naked except for scattered, fine setae. Maxillary palpi greatly lengthened, 5-segmented, geniculate; vestiture white. Labial palpi considerably shorter than maxillary palpi, covered with whitish scales.

Thorax. Pronotum covered with smooth, golden brown scales; central tuft of approximately one dozen elongate golden hairs present. Forewings uniformly pale golden brown,



FIGS. 6-8. *Acanthopteroctetes aurulenta*, new species, female genitalia: 6, ventral view (CO = common oviduct, U = utriculus, V = vesicle); 7, dorsal view; 8, vestibulum and bursa copulatrix, dorsal view. Scale = 0.5 mm.

slightly lustrous; R_4 slightly variable, either connate with $R_{4+5}+M_1$ or shortly stalked. Hindwings more thinly scaled, uniformly pale gray. Venter of thorax white. Legs mostly white; epiphysis absent.

Abdomen. Sparsely covered with pale golden brown scales above, more whitish beneath. External glands absent. Caudal margin of eighth segment in female with encircling ring of elongate sensory setae; median setae longest with setae decreasing in length ventrally.

Male genitalia (Figs. 2–5). Uncus slender, minutely bifid, with 5 minute, subapical serrations along ventral margin. Ninth segment relatively long cylinder, about twice length of uncus, without lateral separation between tegumen and vinculum. Both anterior and posterior margins of vinculum deeply excavated. Median process of transtilla with 3 pairs of ventral serrations. Juxta elongate, length over $2.5\times$ its width; basal half darkly sclerotized. Valvae slender, greatest width (at base) $0.25\times$ its length; saccate membrane arising from elongate pouch along distal half of cucullus. Aedoeagus elongate, exceeding genital capsule in length; prominent cluster of approximately 6 elongate cornuti present.

Female genitalia (Figs. 6–8). Apex of ovipositor broad, depressed, triangular in outline, with approximately 15–17 serrations bordering lateral margins. Posterior apophyses stouter than anterior pair. Vestibulum enlarged, extremely irregular in outline, and with highly folded, thickened walls. Spermatheca with minute spherical vesicle at posterior end of elongate, slightly inflated utriculus; spermathecal papillae not sclerotized. Corpus bursae reduced in size, membranous.

Types. Holotype ♂: Head Ephraim Canyon, 10,000–10,300 ft [3049–3140 m], Senpete Co., UTAH, 1 Aug 1981, R. W. Hodges, blacklight, USNM 100671. Paratype: Baker, Oregon, Spring Creek, 1♀, 8 Jul 1966. J. H. Baker (USNM).

Distribution. Northwestern Oregon and central Utah.

Remarks

The uniformly light golden brown forewings of *A. aurulenta* easily distinguishes it from the other darker, banded-wing species in the family. This characteristic color pattern has suggested the specific name, derived from the Latin *aurulentus* (golden, ornamented with gold). The valvae of *A. aurulenta* are also unusual in possessing a very distinct, thinly sclerotized pocket from which arises the peculiar saccate membrane found in all members of the genus.

The Spring Creek, Oregon habitat can be characterized as a pine-sagebrush association with *Ceanothus* (the host of *A. unifascia* Davis (Davis and Frack, in press)) occurring nearby. The type locality in the Wasatch Mountains of central Utah, which has been heavily grazed in recent times (D. C. Ferguson, pers. comm.), is an open, subalpine plateau.

ACKNOWLEDGMENTS

I wish to thank my assistant, Ms. Biruta Akerbergs Hansen, for preparing the illustrations for this paper, and Dr. Ronald Hodges of the Systematic Entomology Laboratory, USDA, for his efforts in collecting this species.

LITERATURE CITED

- DAVIS, D. R. 1978. A revision of the North American Moths of the superfamily Eriocranioidea with the proposal of a new family, Acanthopteroctetidae (Lepidoptera). Smithsonian Contr. Zool., No. 251, 131 pages, 344 figs.



Davis, Donald R. 1984. "A NEW ACANTHOPTEROCETES FROM THE NORTHWESTERN USA ACANTHOPTEROCETIDAE." *Journal of the Lepidopterists' Society* 38, 47–50.

View This Item Online: <https://www.biodiversitylibrary.org/item/128065>

Permalink: <https://www.biodiversitylibrary.org/partpdf/80972>

Holding Institution

Smithsonian Libraries and Archives

Sponsored by

Biodiversity Heritage Library

Copyright & Reuse

Copyright Status: In Copyright. Digitized with the permission of the rights holder.

License: <http://creativecommons.org/licenses/by-nc-sa/3.0/>

Rights: <https://www.biodiversitylibrary.org/permissions/>

This document was created from content at the **Biodiversity Heritage Library**, the world's largest open access digital library for biodiversity literature and archives. Visit BHL at <https://www.biodiversitylibrary.org>.