

round the neck a little behind the head, thirty-three round the middle of the body. Ventrals 354, nearly uniform in size, each about double the width of the adjoining scales, and bituberculate, except towards the head and close to the anus. Six præanal shields<sup>1</sup>. Terminal scale of tail considerably larger than the others.

About thirty-five diamond-shaped black spots on the back, each broader than long, becoming gradually fainter behind; head, sides, and belly yellow; a black spot at the end of the tail.

The only specimen is a male, and measures 66 inches, of which the head is 1 and the tail from anus  $4\frac{3}{4}$ . Circumference of neck 2.1 inches; of thickest part of body about 4.

The nearest species to this, so far as I can see, is *H. robusta*<sup>2</sup>, which is a stouter, less elongate form, with smooth ventrals, differently shaped and less elongate scales, those in the middle of the body being as high as they are broad, and having the tubercle subcentrally instead of posteriorly situated on each scale throughout the anterior part of the body. The anterior temporal is large; but there is no large posterior shield on the temple, and there are three shields along the outer margin of each occipital, instead of two. The vertical is pointed in front. The black rings in *H. robusta* extend completely round the body.

I have not been able to find the place named as the locality (Gangestún); it is doubtless on the shores of the Persian Gulf, and probably near Bushire.

VIPERA OBTUSA.

Tehran hills.

ECHIS CARINATA.

Muchberabad, 6 miles south of Bushire.

3. On a new Spider of the Family Theraphosidæ. By the  
REV. O. P. CAMBRIDGE, M.A., C.M.Z.S., &c.

[Received May 13, 1881.]

(Plate LX.)

The chief interest attaching to this Spider lies in the fact of its having been received alive from Bahia, and having lived in the Gardens of the Society from the beginning of March to October 1880. It appears to have died soon after casting its skin, when it probably attained maturity; but upon this latter point it is impossible to speak with certainty, inasmuch as the cutting-open of the under-surface of the abdomen, in order to preserve the Spider, had destroyed

<sup>1</sup> Five only enter the anal margin; but I think six is the proper number.

<sup>2</sup> Schleg. Phys. Serp. ii. p. 505, pl. xviii. figs. 8-10; Günther, Rept. Brit. Ind. p. 364.



the genital aperture, by the development of which alone its maturity could have been determined.

It seems to me that this Spider is of the same species as two Brazilian males in my collection of *Mygale versicolor*, C. L. Koch, of which the male only has, as yet, been described. There can be little doubt, however, that Koch's Spider is not of the same species as the *Mygale versicolor* of Walckenaer, of which this latter author had described previously only the female; and it has thus become necessary to rename Koch's species. I have therefore, in the present paper, described and figured the Spider lately living in the Zoological Gardens under the specific name of *stradlingi*, after Dr. Stradling, by whom it was brought to England. Some specific characters, and figures of the palpi, taken from one of the male spiders above mentioned, are also added.

#### Order ARANEIDEA.

#### Fam. THERAPHOSIDÆ.

Genus HOMŒOMMA, Ausserer. (*Mygale*, Walck. ad partem.)

HOMŒOMMA STRADLINGI, sp. n. (Plate LX.)

*Mygale versicolor*, C. L. Koch (non Walck.).

*Homœomma versicolor*, Auss.?

Length of the female 23 lines, to the end of the falces 27 lines; length of the cephalothorax  $10\frac{1}{2}$ , breadth at the widest part 9 lines; greatest expanse of the legs (diagonally from the extremity of each of the first pair to the extremity of the opposite leg of the fourth pair) 6 inches.

*Cephalothorax* longer than broad, rising gradually but slightly from the posterior to the anterior part; normal indentations strong; that at the thoracic junction deep and curved, the convexity of the curve directed backwards. Its colour is brown-black, covered with a short dense pubescence; and with a few long, erect, bristly foxy-grey hairs on the eye-eminence, which is of moderate height, convex, of a transverse-oval form, and placed close to the fore extremity of the caput.

*Eyes* subequal, forming a transverse oblong figure, the length nearly about double its width. Their general position is similar to that of a great number of others of this family; and a better idea may be obtained of it from the figures (3, 4) than by any description. Among other slight differences in the relative size and position of the eyes of Spiders of this group, Herr Anton Ausserer lays stress upon that afforded by the greater or less height of those of the central pair in relation to the fore-laterals. This may be ascertained by looking at the Spider from in front and holding it level, and on a level with the eye; then connecting the central pair by a transverse line touching their fore margins, and continuing this line on each side, observe whether it passes above or cuts the fore-lateral eyes. In the present Spider a line so drawn would as nearly as possible touch the posterior margins of the fore-lateral eyes. These last are slightly the largest of the eight.



The *legs* are strong, of moderate length, and do not vary greatly in that respect. Those of the first and fourth pairs do not differ much, the fourth being rather the longest, and the third shortest. They are similar in colour to the cephalothorax, densely pubescent, and clothed with long, coarse bristly hairs of a greyish-foxy hue; there are also spines beneath the metatarsi and tibiæ, but concealed by the density of the hairs; beneath the tarsi and metatarsi is a dense scopula. Terminal claws 2, almost concealed, strong, curved, and their hinder half furnished beneath with a few small denticulations. It is possible that these denticulations are not uniform in all the legs; those which I examined minutely were of the second pair.

The *palpi* are strong, and similar in colour and clothing to the legs, with a dense scopula beneath the digital joint.

The *falces* are very strong and massive, and similar to the legs in colour and clothing.

The *maxillæ* are strong, cylindrical, with a strongish subconical prominence at their extremity on the inner side. The *labium* is short, prominent at its apex, the transverse line of which is hollow. A space at the base, on the inner side, of each maxilla, as well as at the apex of the labium, is densely clothed with short, nearly cylindrical, round-topped tubercles of uniform height.

*Sternum* small, oval, hollowed out at the fore extremity, clothed and coloured like the legs.

*Abdomen* short, oval, in colour and clothing like the legs; but the coarse bristly hairs are longer, stronger, and of a more foxy, or dull rusty-reddish hue. Spinners of superior pair tolerably long and strong, 3-jointed and upturned. From the cast skin of the example described, the spinners would appear to have been considerably larger before its ecdysis; possibly they may have shrivelled, as the Spider seems to have died soon after that operation.

Two males received from Brazil, and which I believe to be of the same species as the female above described, have the coarse bristly hairy clothing of the legs &c. of a brighter reddish hue. Beneath the fore extremity of the tibiæ of the first pair of legs is a long, strong, curved, corneous, obtusely-pointed process directed forwards.

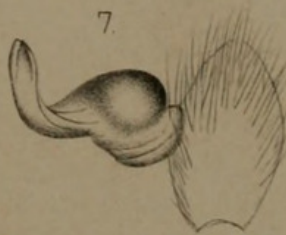
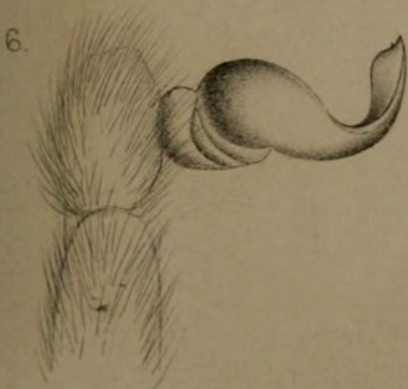
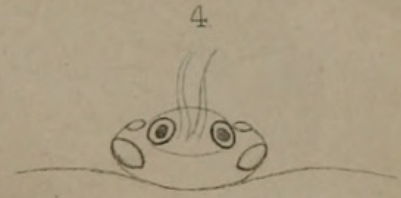
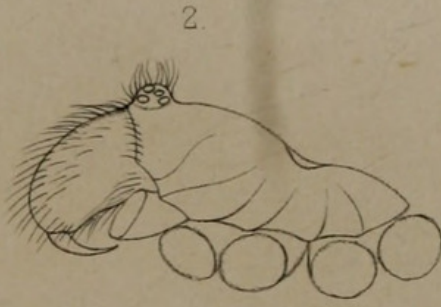
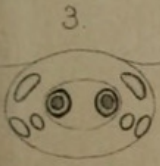
The *palpi* of these males are tolerably long, the radial joint longer than the cubital, the digital joint short. The palpal organs consist of a basal bulb, produced into a long, strong, twisted, somewhat corkscrew-shaped process, gradually lessening towards its extremity, and ending rather abruptly in a point, near which is another minute point or prominence.

The dimensions of the male are:—length 17 lines, to the end of the falces  $19\frac{1}{2}$ ; greatest expanse of the legs 5 inches  $10\frac{1}{2}$  lines. The cephalothorax is broader in proportion to its length than in the female, though rather narrower at the fore extremity, a peculiarity observable in the males of some other species also.

*Hab.* Of the ♀, Bahia; of the two ♂, Brazil.

P.S. Since the above was in the press the Secretary of the Society has kindly sent to me for examination two other specimens, apparently







Pickard-Cambridge, Octavius. 1881. "On a new spider of the family of Theraphosidae." *Proceedings of the Zoological Society of London* 1881, 682–685.

**View This Item Online:** <https://www.biodiversitylibrary.org/item/96698>

**Permalink:** <https://www.biodiversitylibrary.org/partpdf/69434>

**Holding Institution**

Natural History Museum Library, London

**Sponsored by**

Natural History Museum Library, London

**Copyright & Reuse**

Copyright Status: Public domain. The BHL considers that this work is no longer under copyright protection.

This document was created from content at the **Biodiversity Heritage Library**, the world's largest open access digital library for biodiversity literature and archives. Visit BHL at <https://www.biodiversitylibrary.org>.