

A NEW LAND SHELL FROM CALIFORNIA, WITH NOTE ON SELENITES DURANTI, NEWCOMB.

By WILLIAM G. MAZYCK.

Selenites cælata Mazyck.

Shell small, depressed, brownish horn-color, with very coarse, rough, crowded, sub-equidistant, irregular ribs, which are obsolete at the apex; whorls 4, rounded, somewhat inflated below, gradually increasing, the last not descending at the aperture; suture impressed; umbilicus wide, clearly exhibiting all of the volutions; aperture almost circular, slightly oblique; peristome simple, its ends approaching and joined by a very thin, transparent, whitish callus, through which the ribs are distinctly seen.

Greater diameter 4^{mm}; height 1 $\frac{3}{4}$ ^{mm}.

Santa Barbara, California, Dr. L. G. Yates.

Hayward's, Alameda County, California, W. H. Dall, U. S. National Museum.

Selenites Duranti Newcomb.

Helix Duranti Newc. : Proc. Cal. Acad. Nat. Sci., iii, 118, 1864.

Patula Duranti Tryon, Am. Jour. Conch., ii, 263, pl. iv, fig. 53, 1866.

Hyalina Duranti Binney & Bland, Ld. F.-W. Sh., i, 37, fig. 49, 1869.

Macrocyclus Duranti W. G. Binney, T. M., v. 94, 188, Manual Am. L. Sh., 85, fig. 49, 1885.

Newcomb's description of this little shell is as follows :

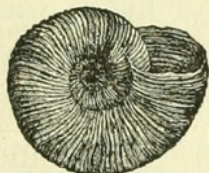
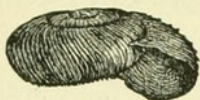
"Shell depressed, discoidal, pale corneous, under the lens minutely striated, opaque, broadly and perspectively umbilicated; whorls 4, the last shelving but not descending (at the aperture); suture linear; aperture rounded, lunate, lip simple, the external and internal approaching.

"*Habitat*.—Santa Barbara Island."

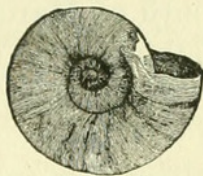
Tryon repeats this description, adding the words "*Spire not at all elevated*, perfectly plane above." His figure is very poor indeed, and shows little more than simply the size of the shell.

Mr. Binney's description, which is repeated in each of his works above named, differs in this important particular: For Newcomb's "Under the lens minutely striated," he substitutes the contradictory words "with very coarse, rough striæ." In a note written in answer to an inquiry addressed to him regarding this singular discrepancy, he says: "My description and figure are from an individual, not from the species. I am absolutely sure my specimen was one of the original find." His figure, drawn by Morse, rather represents a comparatively smooth, semi-transparent shell.

The figure given below was drawn from a specimen received from Mr. Binney, which agrees closely with Newcomb's diagnosis, and with specimens in the Smithsonian collection received from Newcomb himself.



Selenites cælata Mazyck.



Selenites Durante Newcomb.

Selenites cælata, described above, is about the size of, but differs materially from, this species in its general outline, being more nearly circular and of greater height, *S. Durante* being, as emphasized by Tryon, "not at all elevated, perfectly plane above," with the aperture transversely sub-oval, as Newcomb says, "rounded, lunate." But *S. cælata* is somewhat convex below, has the spire sufficiently elevated to distinctly show each whorl when viewed from the side, and its aperture is almost circular. The most marked difference is, however, in the sculpture—*S. Durante* being minutely striated while *S. cælata* is covered, except at the apex, with heavy, coarse, rough ribs, presenting, in this respect, somewhat the appearance of some forms of *Patula alternata*, Say, by which feature it differs utterly from any of its congeners. It is a much thicker shell than *S. Durante*.

NOTE BY W. H. DALL.—*Helix cælata* of Studer, a European species related to *H. (Trichia) hispida*, belongs to a totally different group, and cannot affect the validity of Mr. Mazyck's specific name.



Mazÿck, William Gaillard. 1887. "A new land shell from California, with note on *Selenites durantii*, Newcomb." *Proceedings of the United States National Museum* 9(584), 460–461. <https://doi.org/10.5479/si.00963801.9-584.460>.

View This Item Online: <https://www.biodiversitylibrary.org/item/32555>

DOI: <https://doi.org/10.5479/si.00963801.9-584.460>

Permalink: <https://www.biodiversitylibrary.org/partpdf/34356>

Holding Institution

Smithsonian Libraries and Archives

Sponsored by

Smithsonian

Copyright & Reuse

Copyright Status: NOT_IN_COPYRIGHT

This document was created from content at the **Biodiversity Heritage Library**, the world's largest open access digital library for biodiversity literature and archives. Visit BHL at <https://www.biodiversitylibrary.org>.